

C Series Aesthetic Options

Ultra HD Log Set



Compatible with all units

Traditional Log Set



Compatible with the C44

Rock & Log Set



Compatible with the C44

River Rock Set w/Twigs



Compatible with all units

Full Glass Tray



Compatible with all units

Painted Steel Bezel Base



Includes Vermiculite
Included with all units

Black Glass Bezel Base




Includes Vermiculite
Compatible with all units

Halogen Light Kit



Compatible with the C34, C44, & C60

Fluted Liner




Compatible with all units

Ledgestone Liner




Compatible with all units

Black Enameled Liner




Compatible with all units

Painted Black Liner




Included with all units

Iron Spheres Kit



Compatible with all units

Top Firebox Lighting



Included with all IPI units

Optional Surrounds



Borderview Surround 1 1/4 Slim Line Surround
Painted Black

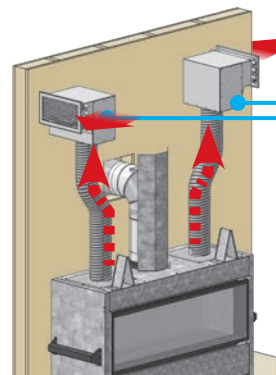
Borderview Surround in Brushed Nickel • Brushed
Antique Copper Brushed Black Nickel • Powder Coated

*Note: The C72 Borderview Surround is only available in Brushed
Nickel and Powder Coated*

C Series Extra Options

Cool Surface System HDK

In the past, wall mounted televisions or treasured decor pieces would degrade over time from the excess rising heat produced by your gas fireplace. Our new **Cool Surface System** for the C Series allows you to make use of the valuable real estate directly above your linear gas fireplace. It can channel heat inside the wall and vent it out above the fireplace.



SIDE VENT (L&R) | Part: #50-3455

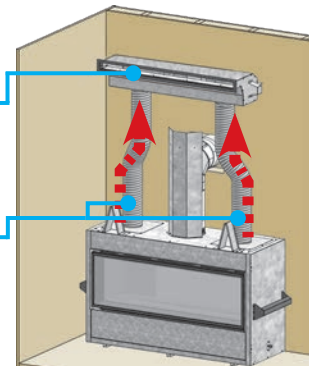
Side vent configuration allows heat to be vented to the left and right

These side ducts can be installed in a horizontal or vertical format and high temp paint (250°F) can be used on the opening bezels to blend with wall color

FRONT VENT | Part: #50-3463 (C34/C44/C60) & Part: #50-3713 (C72)

High temp paint (250°F) can be used on the opening bezel to blend with wall color

Dual vents reduce surface temperature and evenly channel rising heat



Power Vent Kit

- A minimum venting run of 10 feet
- A maximum venting run of 110 feet
- Max of 6 elbows in vent configuration
- Venting can run downward 4' below the unit
- Flush mount (paintable) termination
- Run Quiet Fan System (noise reduction)

